

Song leading Class 2022

COGWA Houston North & Huntsville TX

January 15th – Session 1

Introduction

- Purpose:
- Develop future and current song leaders as they serve the brethren in this significant role during Church services.
- Maintain and improve the quality of song leading.

Schedule

15 Jan. 2022

Session 1

- Role & Purpose of a song leader
- Principles – Physical Preparation
- Principles – Music Theory
- Note Duration & Time Signature
- Beat patterns – 4/4, 3/4
- Starting and ending the hymn

5 Mar.

Session 3

- Alternate beat patterns
- Special case beat patterns
- Holds
- Verses and Choruses
- Handling special situations and emergencies
- Drills & Exercises

Session 2

- Beat patterns – 2/4, 6/8, 3/2
- Pick-up notes
- Verses and Choruses
- Alternate beat patterns

5 Feb.

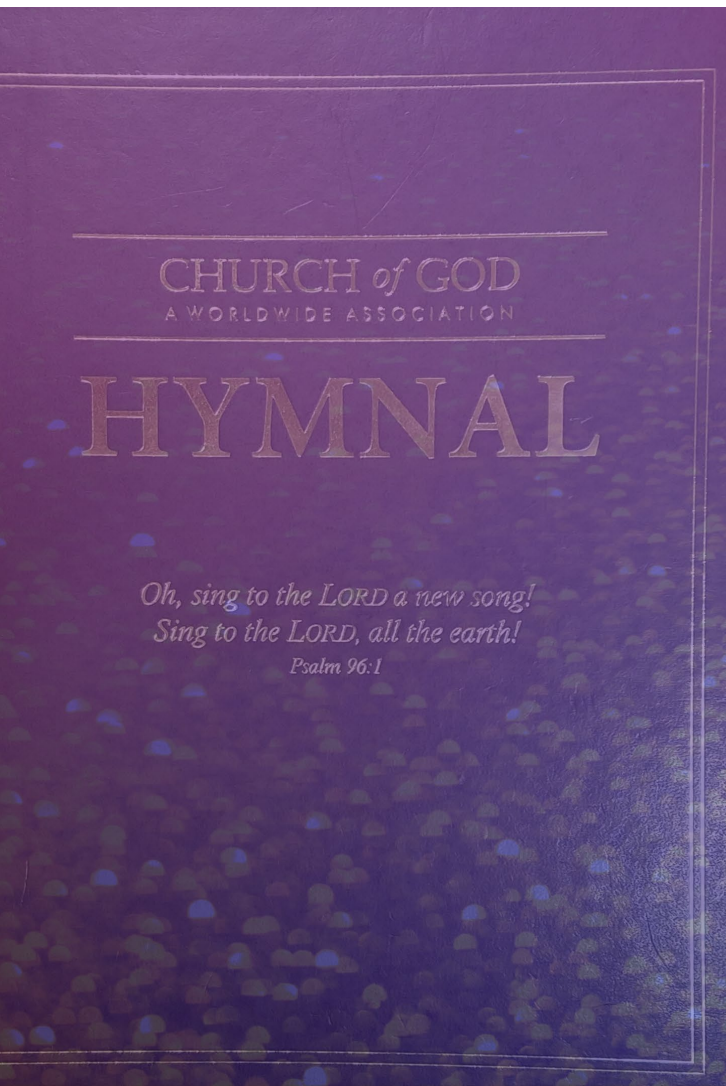
Materials

- In-person Classes
- Handouts
- Your own notes
- Online Video Classes
- Online Piano Audio and Vocals of Hymns

Song Leader Website

COGWA Houston & Huntsville Song Leading Class	
	
	
	
Video Class 1	Hymn 19 Hymn 46 Hymn 51 Hymn 91
Video Class 2	Hymn 158
Hymnal Audio List	





Session 1

- The role of a song leader

Song Leading

- Congregational singing is an important part of Sabbath and Holy Day Services.
- Song leading is a critical assignment during church services.
- The Song Leader plays a key role in starting Sabbath services on time, sets the initial tone for the Sabbath service, and promotes a respectful atmosphere for the services.

The Role of a Song Leader

- Create a positive atmosphere that invites the worship of God in unity and with joy.
- Prepare the brethren to hear and be taught God's inspired word.
- While you do not have to be an accomplished musician or vocalist to song lead, it helps to have a basic understanding of the elements of music.

Heb 2:12 NKJV "...I WILL DECLARE YOUR NAME TO MY BRETHREN; IN THE MIDST OF THE ASSEMBLY I WILL SING PRAISE TO YOU."

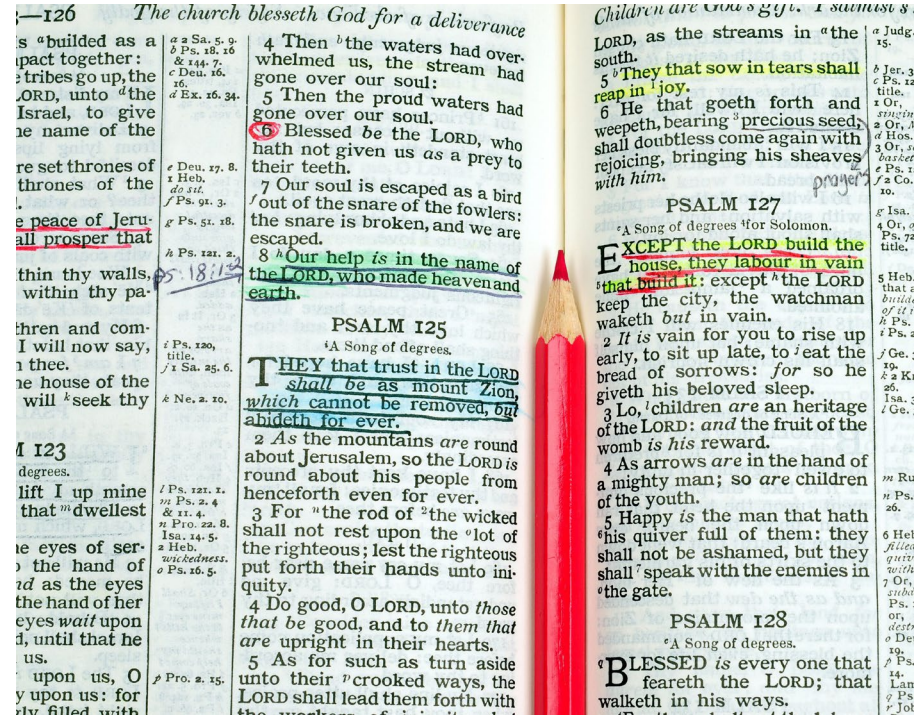
Preparing to song lead

- Physical preparation
- Mental preparation
- Spiritual preparation



Spiritually Prepare

- Pray about your assignment
- Have the heart and desire to worship God
- Be a good example among the congregation
- Concept of “Lead worshiper”



Mentally Prepare

- Remember you are part of a team enabling brethren to participate in Church Services.
- Place attention on God the Father and our elder brother Jesus Christ, not on self.
- Put aside distractions and issues of the week.



Physically Prepare

- Select hymns early.
- Send selections to the piano player/instrumentalist.
- Rehearse/Practice hymns.
- Get adequate rest.
- Plan to arrive at meeting location early.
- Beware of where piano player and instrumentalist are seated.

Physically Prepare

- Order of the hymns, type, style, tempo and meaning of the hymns
- Contact the piano player or instrumentalist in advance
- Communicate any changes made to the schedule

Song Leader's Schedule

Date:

Song Leader

1st Song

2nd Song

3rd Song

Opening Prayer

Sermonette

4th Song

Announcements

5th Song

Sermon

6th Song

Closing Prayer

Physically Prepare

- Check the speaking schedule.
- Check speakers, opening and closing prayer givers are present.
- Run through the hymns with the instrumentalist before services if necessary.

Song Leader's Schedule

Date:

Song Leader

1st Song

2nd Song

3rd Song

Opening Prayer

Sermonette

4th Song

Announcements

5th Song

Sermon

6th Song

Closing Prayer

Speaking Schedule

- Check the speaking schedule.
- Provide early notification of changes, swaps or modifications.

Houston North & Huntsville Sabbath Services Schedule

Changes are in Red Type

Date	Songs (AM/PM)	Piano (AM/PM)	Smt/* Split	Announcements	Sermon/* Split
12/11/2021	J. Cook	H. Casey	J. Herrick	G. Black	Tim Waddle
12/18/2021	G. Mann	C. Ellison	C. Smith	G. Black	G. Black
12/25/2021	Winter Family Weekend Webcast				
1/1/2022	I. Mitchell	P. Orsak	M. Croft	R. Haughee	R. Haughee
1/8/2022	Jo. Williams	C. Ellison	D. Weitzel	G. Black	G. Black
	I. Mitchell	C. Hoaglun	B. Koester	G. Black	G. Black
1/15/2022	C. Smith	H. Casey	*R. Salyer	G. Black	*B. Waddle
1/22/2022	B. Koester	H. Casey	Jo. Williams	K. Burt	K. Burt
	T. McIntyre	C. Hoaglun	*J. Servidio	G. Black	*G. Black
1/29/2022	J. Cook	C. Ellison	P. Gabriel	G. Black	Britton Talyor (Video)



- Confirm schedule.
- Speakers present.
- Check lectern, podium, stage, hymnal, water.
- Piano player is present and ready.
- Hymns given to sound crew.
- Take care of personal needs



First “Be seated”
announcement



Second “Be seated” announcement.
Stand behind the lectern for camera check.



Present at the lectern to
start on time.



Sound crew gives 10 second count down
(hand signal) for when webcast starts,
and you can begin services.

Music theory for song leaders

- There are some basic principles of music theory a song leader must apply.


Elements of Music



MELODY



HARMONY



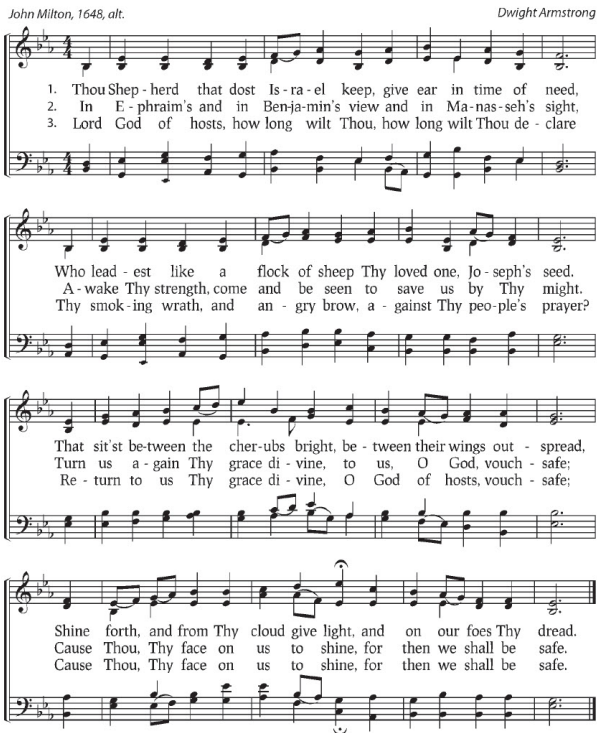
RHYTHM

General Hymn Music Formats

Hymn 60 not
page 60

Thou Shepherd That Dost Israel Keep 60

John Milton, 1648, alt. *Dwight Armstrong*



1. Thou Shep-herd that dost Is-ra-el keep, give ear in time of need,
2. In E-phraim's and in Ben-ja-min's view and in Ma-nas-seh's sight,
3. Lord God of hosts, how long wilt Thou, how long wilt Thou de-clare

Who lead-est like a flock of sheep Thy loved one, Jo-seph's seed.
A-wake Thy strength, come and be seen to save us by Thy might.
Thy smok-ing wrath, and an-gry brow, a-gainst Thy peo-ple's prayer?

That sit between the cher-ubs bright, be-tween their wings out-spread,
Turn us a-gain Thy grace di-vine, to us, O God, vouch-safe;
Re-turn to us Thy grace di-vine, O God of hosts, vouch-safe;

Shine forth, and from Thy cloud give light, and on our foes Thy dread.
Cause Thou, Thy face on us to shine, for then we shall be safe.
Cause Thou, Thy face on us to shine, for then we shall be safe.

- Four-part harmony verses. Each verse has same melody but different words.

Rejoice, the Lord Is King

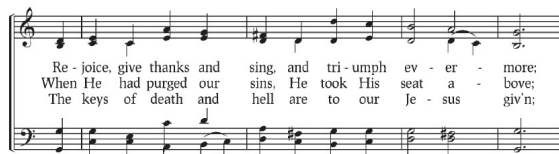
170

Charles Wesley

John Danwall




1. Re-joice, the Lord is King; your Lord and King a-dore!
2. Je-sus, the Sav-ior, reigns, the God of truth and love;
3. His King-dom can-not fail, He rules o'er earth and heav'n;




Re-joice, give thanks and sing, and tri-umph ev-er more;
When He had purged our sins, He took His seat a-bove;
The keys of death and hell are to our Je-sus giv'n;

CHORUS



Lift up your heart, lift up your voice!




Re-joice, a-gain I say, re-joice!

Four-part harmony with
verse and chorus. Chorus
usually has the same
words for each 'round'

Music Staff

Treble
Clef

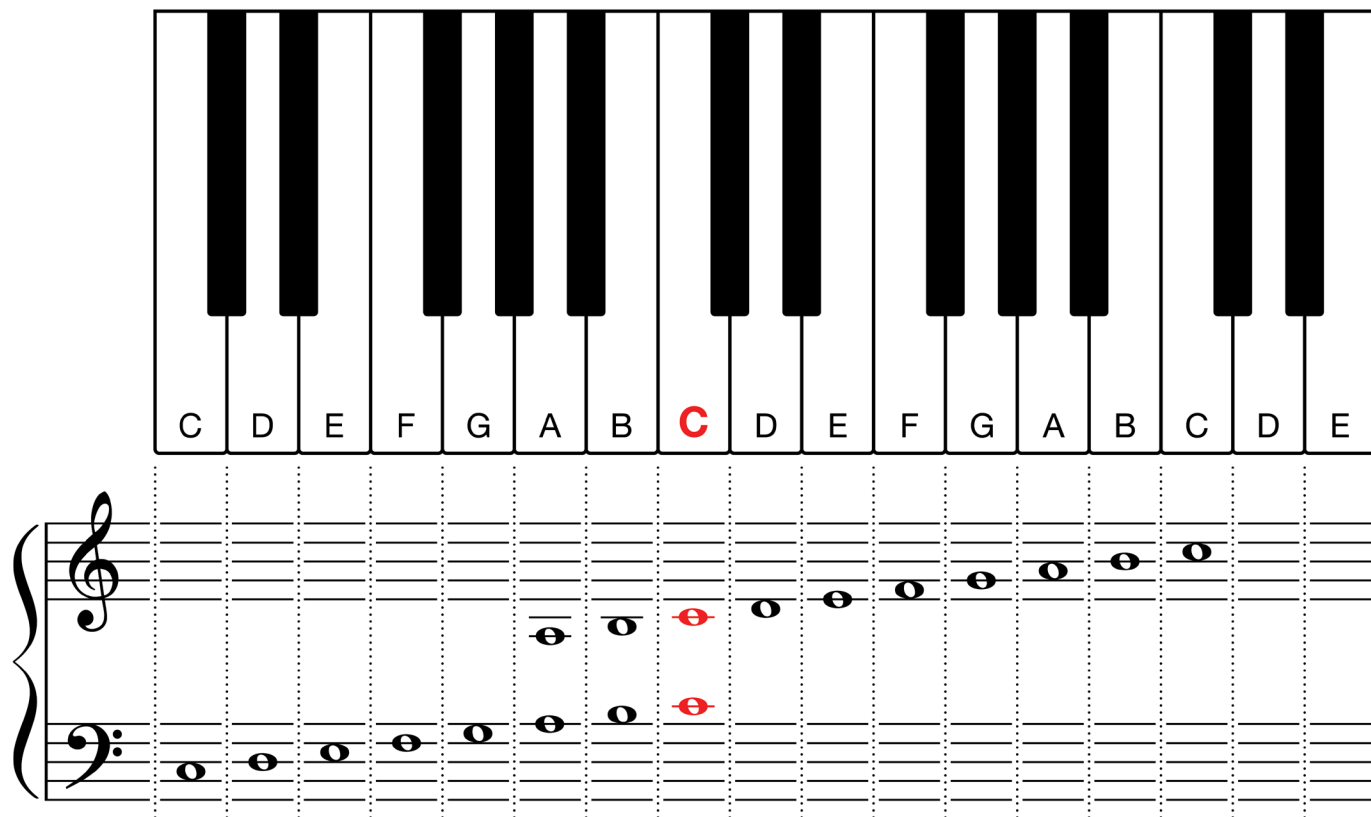
Bass
Clef



Music
staff

Music
staff

Music Staff notes on the piano



Hymn 183

183

Crown Him With Many Crowns

Matthew Bridges & Godfrey Thring, alt.

George J. Elvey

1. Crown Him with man - y crowns, the Lamb up - on His throne.
2. Crown Him the Lord of life; who tri - umphed o'er the grave;
3. Crown Him the Lord of Lords, to Him our voic - es raise.

Hark! How the heav'n-ly an - them drowns all mu - sic but its own!
Who rose vic - to - rious to the strife for those He came to save.
Crown Him the Lord of peace and love, who o - ver all doth reign.

A - wake, my soul, and sing of Him who died for thee,
His glo - ries now we sing, who died and rose on high,
To Thee be end - less praise, for Thou for us hast died;

And hail Him as thy match-less King through all e - ter - ni - ty.
Who died, e - ter - nal life to bring, and lives that death may die.
Be Thou, O Lord, through end - less days a - dored and mag - ni - fied.

Hymn 183

Key
Signature

Time
Signature

Bar line

Measure

183

Crown Him with Many Crowns

Matthew Bridges & Godfrey Thring

George J. Elvey


1. Crown Him with man - y crowns, the Lamb up - on His throne.
2. Crown Him the Lord of life; who tri - umphed o'er the grave;
3. Crown Him the Lord of Lords, to Him our voic - es raise.

Hark! How the heav'n-ly an - them drowns all mu - sic but its own!
Who rose vic - to - rious to the strife for those He came to save.
Crown Him the Lord of peace and love, who o - ver all doth reign.

Musical note duration

- The song leader directs the tempo and beat associated with the hymn.

Musical note duration



**Whole
Note**

**Half
Note**

**Quarter
Note**

**Eighth
Note**

**Sixteent
h Note**

Hierarchy of notes (Duration)

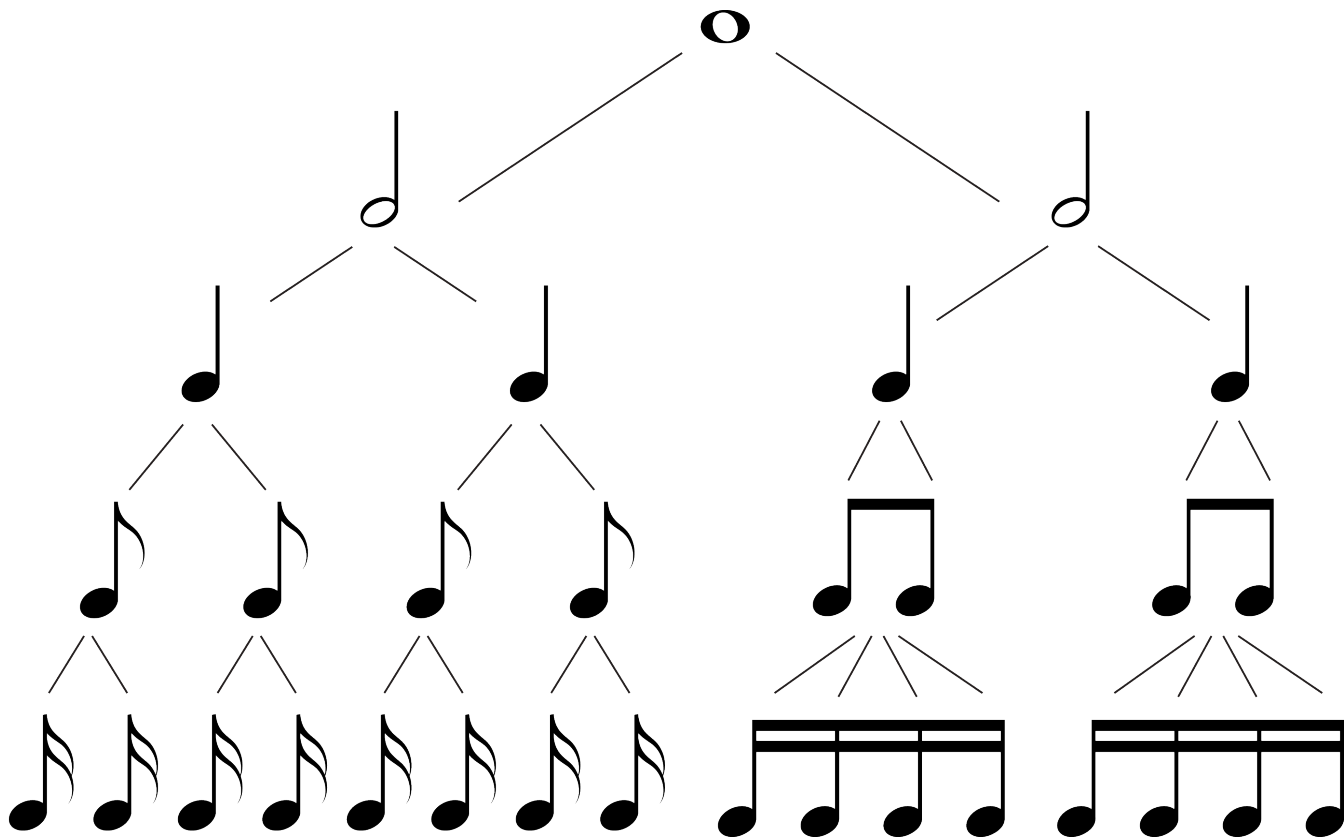
Whole

Half

Quarter

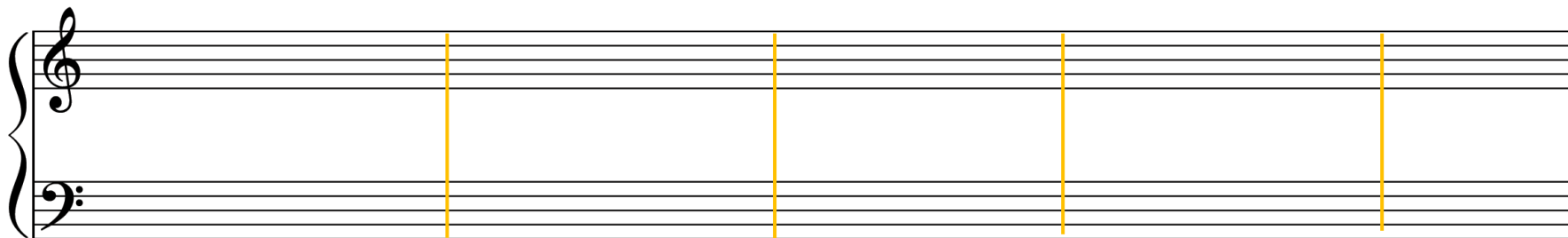
Eighth

Sixteenth



Music Time Signature

How many beats in a measure	4	3	6	2	3
Note type = one beat	4	4	8	2	2
					



Hymn 183

Time
Signature

183

Crown Him with many Crowns

Quarter note

Bar line

Matthew Bridges & Godfrey Thring, alt.

George J. Elvey

1. Crown Him with man - y crowns, the Lamb up - on
 2. Crown Him the Lord of life; who tri - umphed o'er
 3. Crown Him the Lord of Lords, to Him our voic

Verse

Dotted note

them drowns all mu - sic but its own!
 the strife for those He came to save.
 and love, who o - ver all doth reign.

Eighth note

A - wake, my soul, and sing of Him who died
 His glo - ries now we sing, who died and rose
 To Thee be end - less praise, for Thou for us

Whole note

And hail Him as thy match-less King through all e - ter - ni - ty.
 Who died, e - ter - nal life to bring, and lives that death may die.
 Be Thou, O Lord, through end - less days a - dored and mag - ni - fied.

HOW MANY BEATS IN A MEASURE	4	3	6	2	3
NOTE TYPE = ONE BEAT	4	4	8	2	2

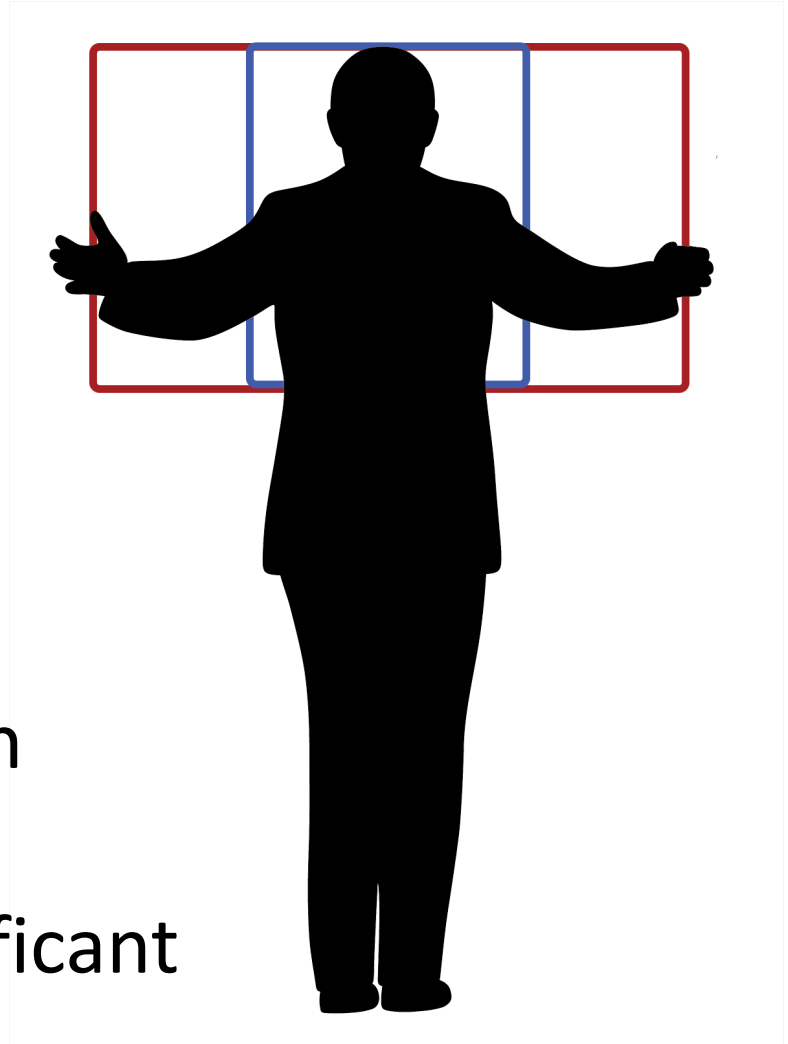
Directing music patterns



The director's window

Considerations to modifying size of the director's window

- Distance from piano player/Instruments
- Distance from congregation
- Size of the room
- Visuals become more significant with use of webcast


















How to hold the hands for directing






- Pretend you are holding a director's baton or a pencil.



Directing hymns vs choir vs orchestra

	Hymns	Choir	Orchestra
Tempo			
Rhythm			
Timing			
Dynamics			
Entrance/Exit			

Directing 4 beat time

HOW MANY BEATS IN A MEASURE	4	3	6	2	3
NOTE TYPE - ONE BEAT	4	4	8	2	2
					

167

Thank You, Lord

Words & music by Ruth Myrick

1 2 3 4

8th 8th

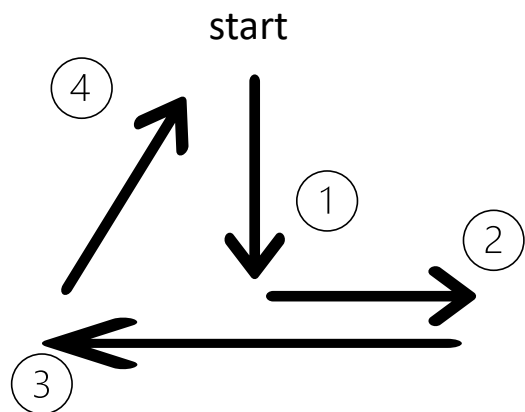
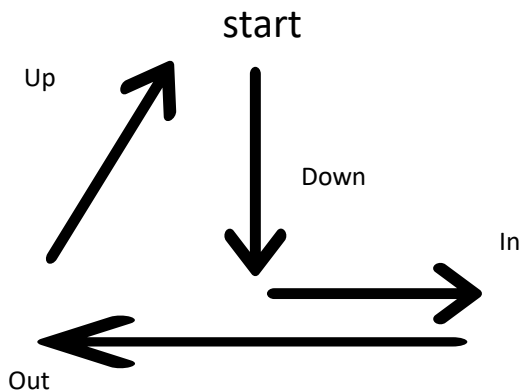
1. Thank you, Lord, for Your bless-ings, for Your Spir - it and love;

2. Thank you, Lord, for Your mer - cy and for grace ev - 'ry day;

3. Thank you, Lord, for the com - fort that You grant in our need;

4. Thank you, Lord, for our breth-ren, lov - ing truth and Your Word;

Directing 4 beat time




167 Thank You, Lord

1 2 3 4
8th 8th

1. Thank you, Lord, for Your bless-ings, for Your Spir -
2. Thank you, Lord, for Your mer - cy and for grace
3. Thank you, Lord, for the com - fort that You grant
4. Thank you, Lord, for our breth-ren, lov - ing truth

The musical score is in 4/4 time. The first measure of the vocal line is circled in red. The lyrics are written below the vocal line, with the first four lines of lyrics corresponding to the numbered arrows in the diagram above.

4 count beat with ictus



- Create a smooth transition between beats.
- Avoid exaggerations

Words & music by Ruth Myrick

1. Thank you, Lord, for Your bless-ings, for Your Spir - it and love;
 2. Thank you, Lord, for Your mer - cy and for grace ev - 'ry day;
 3. Thank you, Lord, for the com - fort that You grant in our need;
 4. Thank you, Lord, for our breth-ren, lov - ing truth and Your Word;

Thank you for Your word of truth, and the call - ing from a - bove.
 Thank you for Your sac - ri - fice, all our sins to wash a - way.
 May we give it back a - gain to oth - ers as You lead.
 Thank you for the fel - low-ship, and the Shep-herd's voice we've heard.

Help us seek first Your King-dom, Your righ - teous - ness and peace;
 Give us dai - ly re - pent-ance, and cleanse us from our sin;
 Fill our hearts with com - pas-sion, for - give - ness and con - cern;
 Let your mind be with - in us, a ser - vant's heart in - still;

Give us vi - sion, faith and en - dur-ance, our trust in You in - crease.
 Please re - store the joy of sal - va - tion, Your peace and love with - in.
 Give us heal - ing faith in Your Spir - it, help us Your way to learn.
 Make us one with You and each oth - er, Your pur - pose to ful - fill.

Directing 3 beat time

Creator God, the Mighty One 1 149

Gerald Hoyt 1 2 3 1 2 3 1 2 3 *Robert Henry Earnshaw*

1. Cre - a - tor God, the Might - y One
2. Mer - ci - ful God, en - throned a - bove,
3. E - ter - nal God, who longs to save,
4. Al - might - y God, our change o'er - see.

Directing 3 beat time

The Lord's My Shepherd

33

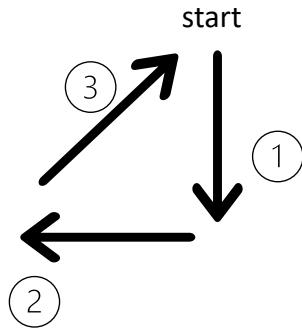
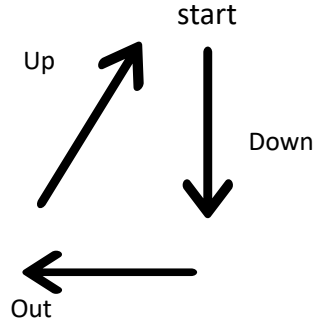
Psalm 23; *The Scottish Psalter*, 1650

William H. Havergal; arr. Lowell Mason

1 2 3
4th 4th

1. The Lord's my Shep-herd, I'll not want; He makes me down to lie,
2. My soul He doth re - store a - gain, and me to walk doth make
3. Yea, though I walk in death's dark vale, yet will I fear none ill;
4. My ta - ble Thou hast fur - nish - ed in pres - ence of my foes;
5. Good - ness and mer - cy all my life shall sure - ly fol - low me,

Directing 3 beat time



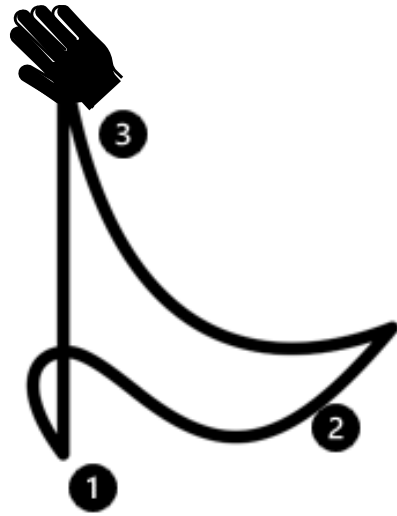
Creator God, the Mighty One 149

Gerald Hoyer 1 2 3 2 3 2 3 Robert K. Earnshaw 1 2 3

1. Cre - a - tor God, the Might - y One
2. Mer - ci - ful God, en - throned a - bove,
3. E - ter - nal God, who longs to save,
4. Al - might - y God, our change o'er - see.

The musical score is written in 3/4 time. The treble clef staff has a red arrow pointing to the first measure. The bass clef staff has a key signature of one flat (Bb) and a 3/4 time signature. The lyrics are aligned with the notes in the treble clef staff.

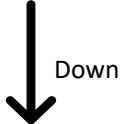
3 count beat with ictus



Starting the hymn and each verse



1



His Mercy Never Fails

112

Psalm 136

Dwight Armstrong

The musical score is written in 4/4 time with a key signature of three flats (B-flat, E-flat, A-flat). It consists of two staves: a treble clef staff for the melody and a bass clef staff for the accompaniment. The melody begins with a quarter rest, followed by a series of quarter notes and half notes. The lyrics are printed below the treble staff.

1. O give thanks un-to the Lord; give thanks un-to the Lord of lords;
2. O give thanks un-to the Lord; for it was He who made great lights;
3. O give thanks un-to the Lord; He struck at E-gypt's stub-born pride;
4. O give thanks un-to the Lord; for might-y kings of might-y names,

Starting the hymn and each verse



1



Down

Creator God, the Mighty One

149

Gerald Hoye

Robert Henry Earnshaw

1. Cre - a - tor God, the Might - y One
2. Mer - ci - ful God, en - throned a - bove,
3. E - ter - nal God, who longs to save,
4. Al - might - y God, our change o'er - see.

Ending each verse and the hymn

- Give a slight pause to allow the musicians time to find their starting point for the next verse. Time to reposition fingers on piano.
- Give a slight pause so singers/congregation can take a breath before singing the next verse, especially on fast paced hymns.
- Maintain control of hands and arms.
- Do not 'flop' arms down to your side.

Ending each verse and the hymn

- Direct how long to hold the last note.
- Direct when the piano player/musicians stop holding the last note.
- Direct everyone to end at the same time.

Ending each verse and the hymn (Hymn 112)

1 2 3 4 Hold Cut

His kind-ness shall al - ways en-dure; His mer-cy nev - er fails!

The image shows a musical score for the ending of Hymn 112. It consists of two staves: a treble clef staff on top and a bass clef staff on the bottom. The key signature is three flats (B-flat, E-flat, A-flat). The melody is written in the treble staff, and the bass line is in the bass staff. Above the treble staff, there are four numbered circles (1, 2, 3, 4) indicating different options for the final measure. To the right of these circles are the words 'Hold' and 'Cut'. The lyrics 'His kind-ness shall al - ways en-dure; His mer-cy nev - er fails!' are written below the treble staff. The music ends with a double bar line.

HOLD options

Directing the last beat in the previous measure is modified to allow one of the following “hold’ positions

- Hold hand to the start position of the hymn.
- Or hold hand out to the congregation

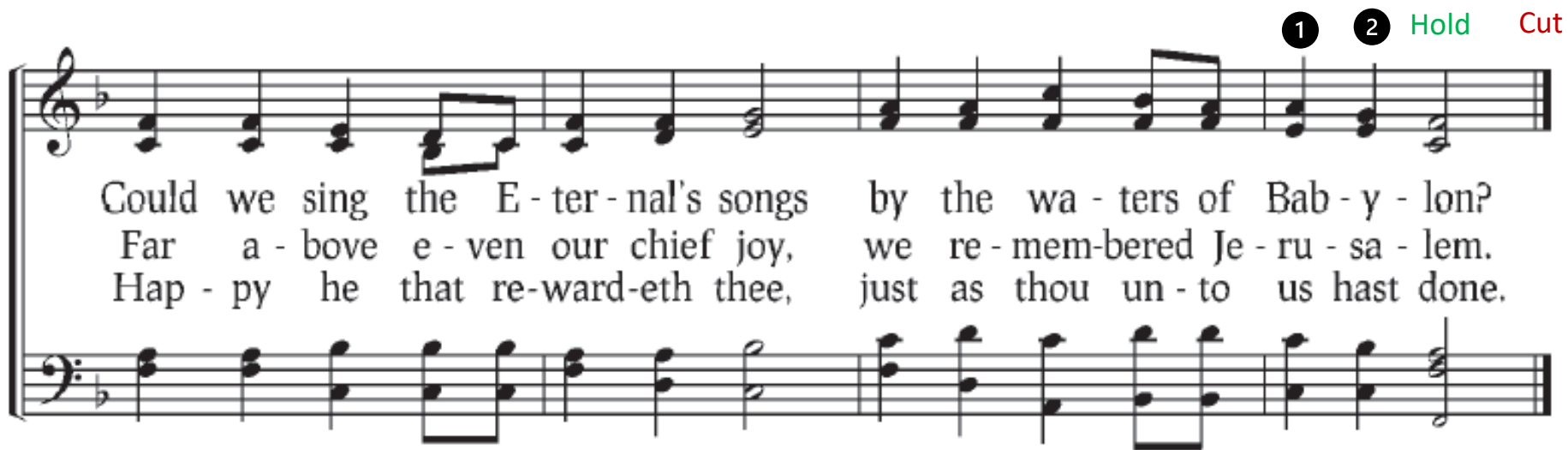
CUT

Controlled circular motion
– (out-in-out) –

Followed by

Closing of the finger and thumb
or a distinct bounce at the end.

Ending each verse and the hymn (hymn 113)



1 2 Hold Cut

Could we sing the E - ter - nal's songs by the wa - ters of Bab - y - lon?
Far a - bove e - ven our chief joy, we re - mem - bered Je - ru - sa - lem.
Hap - py he that re - ward - eth thee, just as thou un - to us hast done.

Words & music by Mark Graham

In Class

1. We all know doubts and fears, life is full of toil and tears,
 2. Age of man shall grow old, love of man - y shall wax cold,
 3. Till Christ comes, we'll en - dure, liv - ing God's way true and pure,

Still we're told, have no cares, God will see us through,
 Ev - er fast we shall hold, God will see us through,
 Day by day, come what may, God will see us through,

See the birds on the wing, see the lil - ies blos - som - ing,
 Earth shall grow dark and drear, Ja - cob's trou - ble shall ap - pear,
 Earth may shake, stars may fall, we will stand right through it all

God loves all liv - ing things, God will see us through.
 To the end, through the years, God will see us through.
 Till the last trum - pet call, God will see us through.

In Class

*Psalm 97**Dwight Armstrong*


1. The Lord E - ter - nal reigns! Let us re - joice!
 2. His light - nings bare the earth; men see and shake!
 3. Our God is far a - bove all oth - er gods!

Let all the mul - ti - tudes of earth be glad!
 His high au - thor - i - ty heav - ens pro - claim!
 He is ex - alt - ed a - bove all the earth!

Dark clouds sur - round Him and fire goes be - fore;
 All those who i - dols serve shall be a - shamed.
 He will pre - serve His saints, those who love Him;

Like wax the moun - tains melt at His re - turn.
 Ju - dah re - joic - es and Zi - on is glad!
 Re - joice you righ - teous and give thanks to God!

COGWA Houston & Huntsville Song Leading Class



[Video Class 1](#)

[Video Class 2](#)

[Hymnal Audio List](#)

[Hymn 19](#)

[Hymn 48](#)

[Hymn 51](#)

[Hymn 91](#)

[Hymn 158](#)



Lesson 01 Reading the Time Signature



Lesson H051

This block shows a screenshot of a YouTube playlist titled "COGWA Hymnal Music". The playlist is private and contains 17 songs. The interface includes a search bar, a "Share" button, and a list of songs with their durations. The first song is "H001: I Sing The Mighty Power Of God" with a duration of 1:13. The playlist also features a piano keyboard graphic and a "Replace image" button.

COGWA Hymnal Music

This playlist is private.

- 1 H001: I Sing The Mighty Power Of God 1:13
- 2 H002: All Things Bright And Beautiful 0:58
- 3 H003: Great God Who Made The Universe 0:58
- 4 H005: I Will Sing Unto The Eternal 0:58
- 5 H006: Moses' New Song 0:57
- 6 H007: Keep God's Sabbath Holy 0:58
- 7 H008: On The Sabbath Day 0:57
- 8 H009: Honor Your Father And Mother 0:59
- 9 H010: God Be With You 0:58
- 10 H011: May Your Blessing Be Upon Us 0:58
- 11 H012: Go To Keep God's Feasts 0:58
- 12 H013: How Thank We All Our God 0:58
- 13 H014: Blessed And Happy Is The Man 0:58
- 14 H015: Psalm 1 0:58
- 15 H016: Trust In God And Stand In Awe 0:57
- 16 H017: Give Ear Unto My Words O Lord 0:58
- 17 H018: Turn O God And Save Me 0:58

COGWA Hymnal Music
H001: I Sing The Mighty Power Of God

Conclude

- Review handout and your notes
- Practice: use video lessons
- Practice: use the online audio of hymns

Next class: February 5, 2022