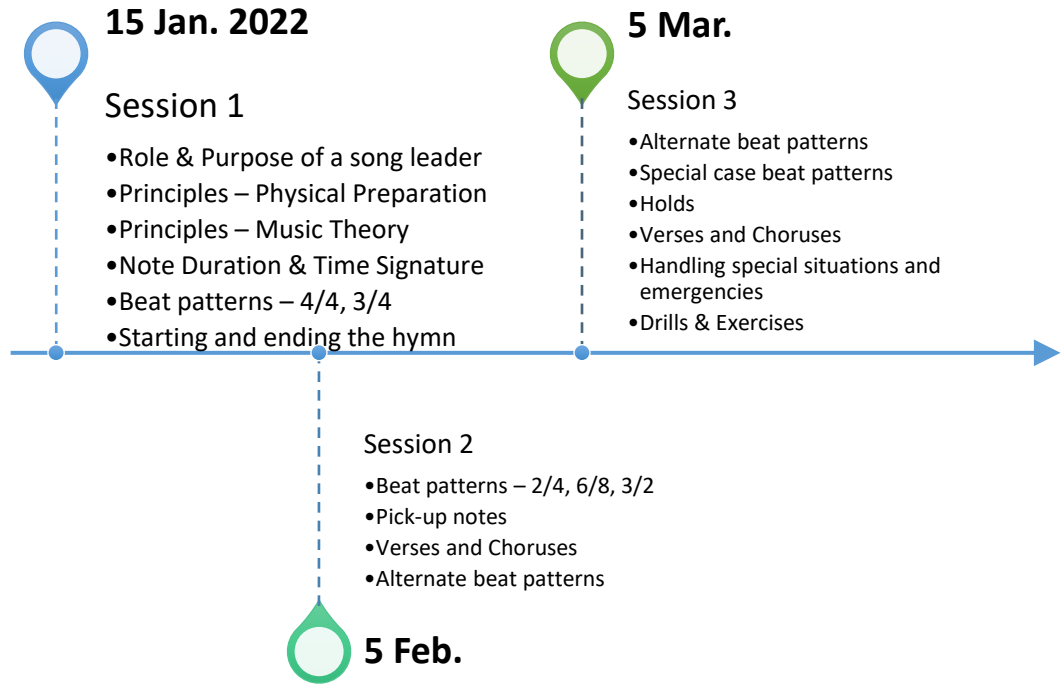


Song leading Class 2022

COGWA Houston North & Huntsville TX

January 15th – Session 1

Schedule



Song Leading

Congregational singing is an important part of Sabbath and Holy Day Services.

Song leading is a critical assignment during church services

The Song Leader plays a key role in starting Sabbath services on time, sets the initial tone for the Sabbath service, and promotes a respectful atmosphere for the services.

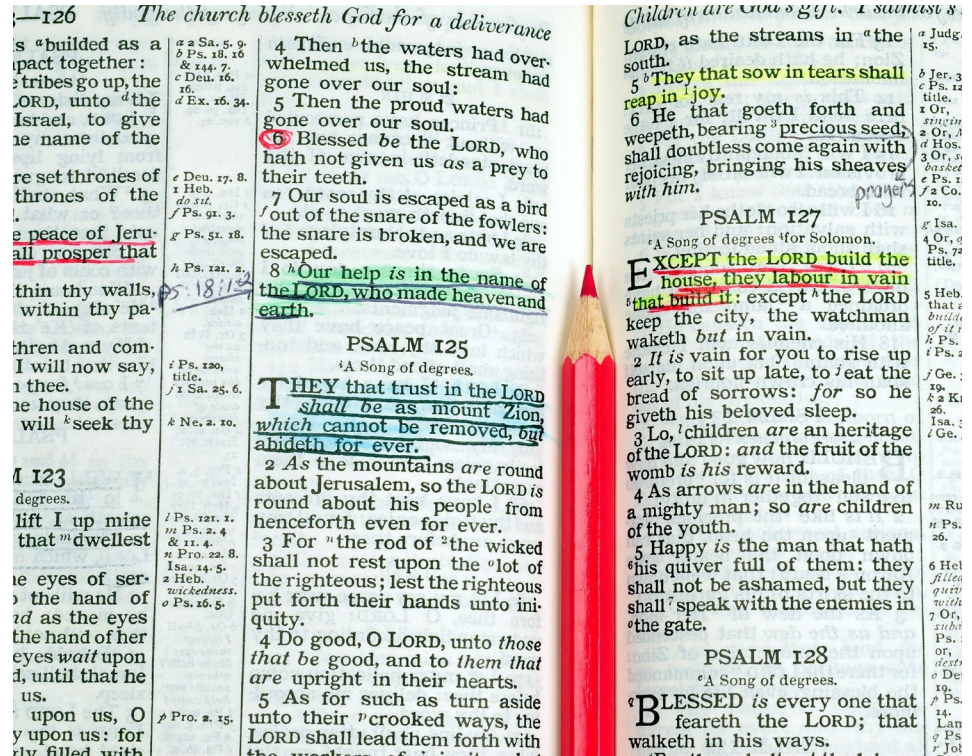
The Role of a Song Leader

- Create a positive atmosphere.
- Present in a manner that invites the worship of God in unity and with joy.
- Prepare the brethren to hear and be taught God's inspired word.
- While you do not have to be an accomplished musician or vocalist to song lead, it helps to have a basic understanding of the elements of music – especially the time aspect of music.

Heb 2:12 NKJV "...I WILL DECLARE YOUR NAME TO MY BRETHREN; IN THE MIDST OF THE ASSEMBLY I WILL SING PRAISE TO YOU."

Spiritually Prepare

- Pray about your assignment
- Have the heart and desire to worship God
- Be a good example among the congregation
- Apply the concept of “Lead worshiper”



Mentally Prepare

- Remember you are part of a team, enabling brethren to participate in Church Services.
- Place attention on God the Father and our elder brother Jesus Christ, not on self.
- Put aside distractions and issues of the week.



Physically Prepare

- Select hymns early.
- Send selections to the piano player/instrumentalist.
- Rehearse/Practice hymns.
- Get adequate rest.
- Plan to arrive at meeting location early.
- Beware of where piano player and instrumentalist are seated.

- Have an appropriate exercise routine to maintain energy and stamina for song leading.

Physically Prepare

- Order of the hymns, type, style, tempo and meaning of the hymns
- Contact the piano player or instrumentalist in advance
- Communicate any changes made to the schedule
- Check the speaking schedule
- Check that speakers, the opening and closing prayer givers are present
- Run through the hymns with the instrumentalist before services if necessary

Song Leader's Schedule

Date:

Song Leader

1st Song

2nd Song

3rd Song

Opening Prayer

Sermonette

4th Song

Announcements

5th Song

Sermon

6th Song

Closing Prayer



Confirm schedule.
Speakers present.
Check lectern, podium, stage hymnal, water.
Piano player is present and ready.
Hymns given to sound crew.
Take care of personal needs



First “Be seated” announcement



Second “Be seated” announcement.
Stand behind the lectern for camera check.



Present at the lectern to start on time
Be ready



Sound crew gives 10 second count down (hand signal) for when webcast starts, and you can begin services.

General Hymn Music Formats

Hymn 60 not
page 60

Thou Shepherd That Dost Israel Keep 60

John Milton, 1648, alt.

Dwight Armstrong

1. Thou Shep-herd that dost Is-ra-el keep, give ear in time of need,
2. In E-phraim's and in Ben-ja-min's view and in Ma-nas-seh's sight,
3. Lord God of hosts, how long wilt Thou, how long wilt Thou de-clare

Who lead-est like a flock of sheep Thy loved one, Jo-seph's seed,
A-wake Thy strength, come and be seen to save us by Thy might,
Thy smok-ing wrath, and an-gry brow, a-gainst Thy peo-ple's prayer?

That sit be-tween the cher-ubs bright, be-tween their wings out-spread,
Turn us a-gain Thy grace di-vine, to us, O God, vouch-safe;
Re-turn to us Thy grace di-vine, O God of hosts, vouch-safe;

Shine forth, and from Thy cloud give light, and on our foes Thy dread.
Cause Thou, Thy face on us to shine, for then we shall be safe.
Cause Thou, Thy face on us to shine, for then we shall be safe.

- Four-part harmony verses. Each verse has same melody but different words.

Rejoice, the Lord Is King 170

Charles Wesley

John Darwall

1. Re-joice, the Lord is King; your Lord and King a-dore!
2. Je-sus, the Sav-ior, reigns, the God of truth and love;
3. His King-dom can-not fail, He rules o'er earth and heav'n;

Re-joice, give thanks and sing, and tri-umph ev-er-more;
When He had purged our sins, He took His seat a-bove;
The keys of death and hell are to our Je-sus giv'n;

CHORUS
Lift up your heart, lift up your voice!

Re-joice, a-gain I say, re-joice!

Four-part harmony with verse and chorus. Chorus usually has the same words for each 'round'

Hymn 183

Time
Signature

183

Crown Him With Many Crowns

Measure

Matthew Bridges & Godfrey Thring, alt.

George J. Elvey

Key
Signature

Bar line


1. Crown Him with man - y crowns, the Lamb up - on His throne.
2. Crown Him the Lord tri - umphed o'er the grave;
3. Crown Him the Lord Him our voic - es raise.

Hark! How the heav'n-ly an - them drowns all mu - sic but its own!
Who rose vic - to - rious to the strife for those He came to save.
Crown Him the Lord of peace and love, who o - ver all doth reign.

A - wake, my soul, and sing of Him who died for thee,
His glo - ries now we sing, who died and rose on high,
To Thee be end - less praise, for Thou for us hast died;

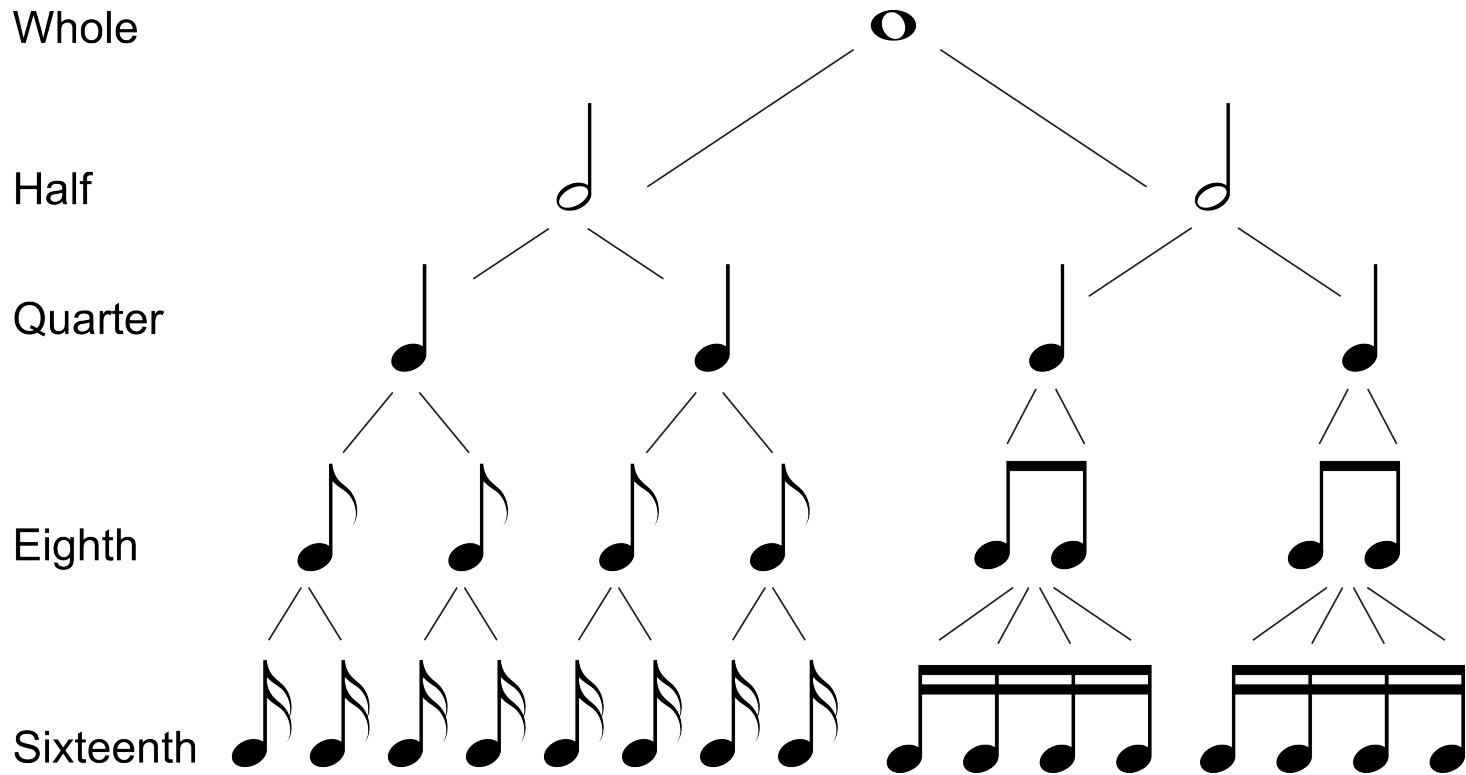
And hail Him as thy match-less King through all e - ter - ni - ty.
Who died, e - ter - nal life to bring, and lives that death may die.
Be Thou, O Lord, through end - less days a - dored and mag - ni - fied.

Musical note duration








Whole Note	Half Note	Quarter Note	Eighth Note	Sixteenth Note
------------	-----------	--------------	-------------	----------------

Hierarchy of notes (Duration)



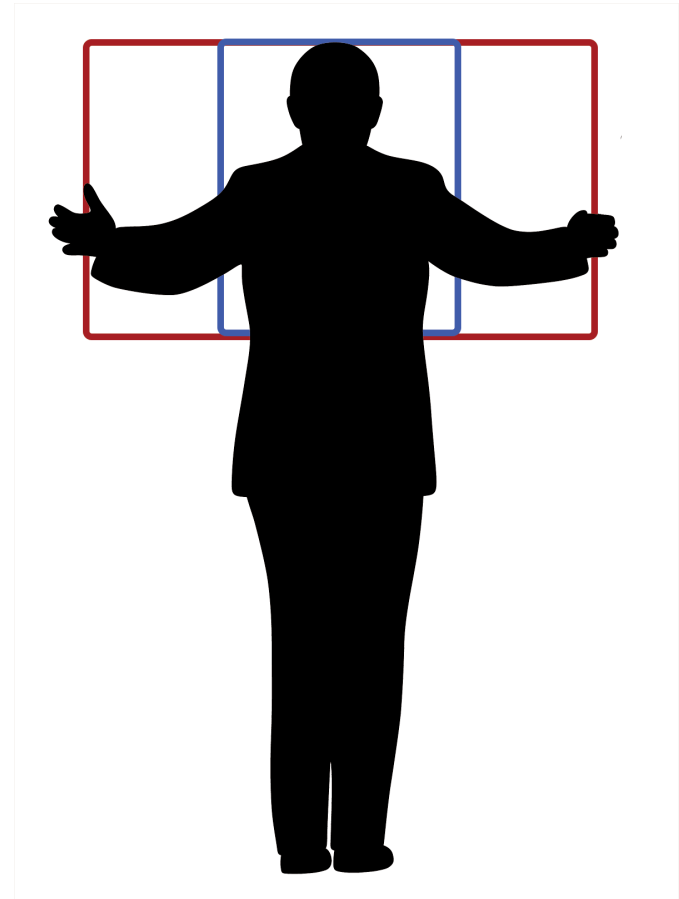
Music Time Signature

HOW MANY BEATS IN A MEASURE	4	3	6	2	3
NOTE TYPE = ONE BEAT	4	4	8	2	2
					

The director's window

Considerations to modifying size of the director's window

- Distance from piano player/Instruments
- Distance from congregation
- Size of the room
- Visuals become more significant with use of webcast








How to hold the hands for directing

- Pretend you are holding a director's baton or a pencil.



Directing 4 beat time

HOW MANY BEATS IN A MEASURE	4	3	6	2	3
NOTE TYPE - ONE BEAT	4	4	8	2	2
					

167

Thank You, Lord

Words & music by Ruth Myrick

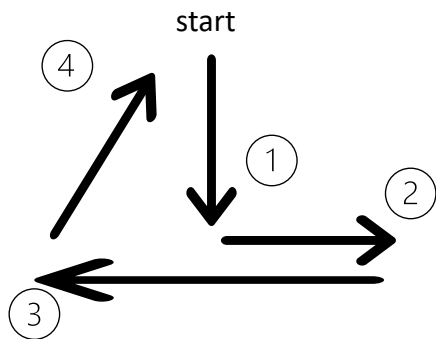
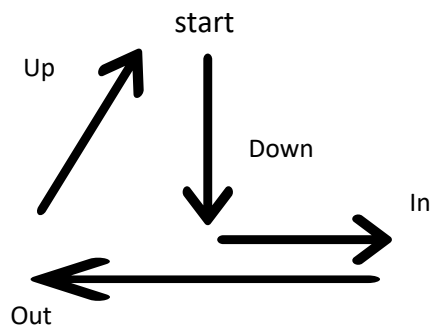


1 2 3 4

8t 8t
h h

1. Thank you, Lord, for Your bless-ings, for Your Spir - it and love;
 2. Thank you, Lord, for Your mer - cy and for grace ev - 'ry day;
 3. Thank you, Lord, for the com - fort that You grant in our need;
 4. Thank you, Lord, for our breth-ren, lov - ing truth and Your Word;

Directing 4 beat time

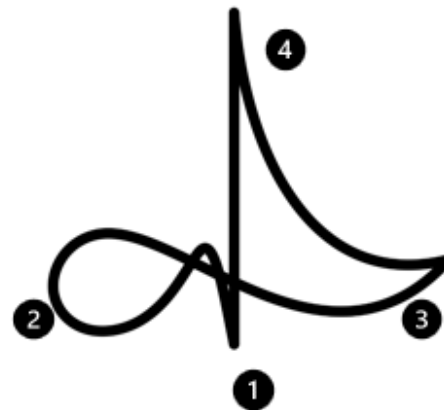


167

Thank You, Lord

Musical score for "Thank You, Lord" in 4/4 time. The score consists of two staves: a treble clef staff and a bass clef staff. The first measure of the treble staff is circled in red. Above the first four measures are numbered circles 1, 2, 3, and 4. Above the second and third measures are the labels "8th" and "8th". Below the staves are four lines of lyrics:

1. Thank you, Lord, for Your bless-ings, for Your Spir -
2. Thank you, Lord, for Your mer - cy and for grace
3. Thank you, Lord, for the com - fort that You grant
4. Thank you, Lord, for our breth-ren, lov - ing truth



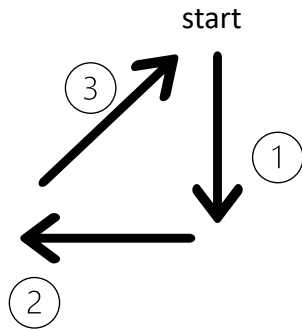
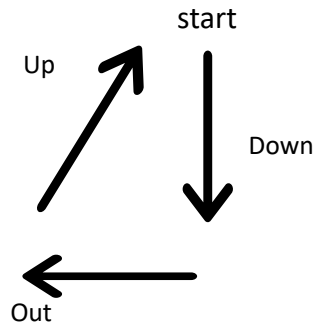
Directing 3 beat time

Creator God, the Mighty One 149

Gerald Hoyer 1 2 3 2 3 2 3 Robert M. Earnshaw 1 2 3

1. Cre - a - tor God, the Might - y One
2. Mer - ci - ful God, en - throned a - bove,
3. E - ter - nal God, who longs to save,
4. Al - might - y God, our change o'er - see.

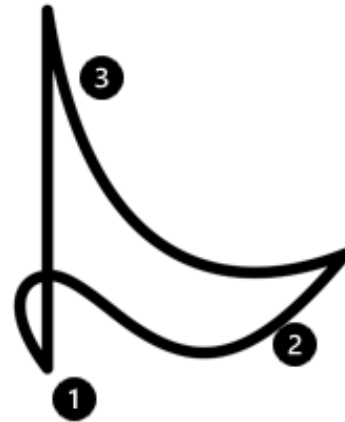
Directing 3 beat time



Creator God, the Mighty One 149

Gerald Hoyer 1 2 3 2 3 2 3 Robert H. Earnshaw

1. Cre - a - tor God, the Might - y One
2. Mer - ci - ful God, en - throned a - bove,
3. E - ter - nal God, who longs to save,
4. Al - might - y God, our change o'er - see.



Starting the hymn and each verse

1
↓
Down

His Mercy Never Fails 112

Psalm 136 *Dwight Armstrong*

The musical score is written in 4/4 time with a key signature of three flats (B-flat, E-flat, A-flat). The melody is on a treble clef staff, and the bass line is on a bass clef staff. The melody begins with a quarter note G4, followed by quarter notes A4, B-flat4, and C5. The bass line begins with a half note G3, followed by quarter notes A3 and B-flat3.

1. O give thanks un-to the Lord; give thanks un-to the Lord of lords;
2. O give thanks un-to the Lord; for it was He who made great lights;
3. O give thanks un-to the Lord; He struck at E-gypt's stub-born pride;
4. O give thanks un-to the Lord; for might-y kings of might-y names,

Starting the hymn and each verse

1
↓
Down

Creator God, the Mighty One 149

Gerald Hoye *Robert Henry Earnshaw*

The musical score is written in 3/4 time with a key signature of one flat (Bb). It consists of two staves: a treble clef staff for the melody and a bass clef staff for the accompaniment. The melody begins with a quarter note G4, followed by quarter notes A4 and Bb4, then a half note C5. The accompaniment starts with a quarter note G2, followed by quarter notes A2 and Bb2, then a half note C3. The lyrics are aligned with the notes: '1. Cre - a - tor God, the Might - y One', '2. Mer - ci - ful God, en - throned a - bove,', '3. E - ter - nal God, who longs to save,', and '4. Al - might - y God, our change o'er - see.' The score ends with a repeat sign.

1. Cre - a - tor God, the Might - y One
2. Mer - ci - ful God, en - throned a - bove,
3. E - ter - nal God, who longs to save,
4. Al - might - y God, our change o'er - see.

Ending each verse and the hymn

- Direct how long to hold the last note.
- Direct when the piano player/musicians stop holding the last note.
- Direct everyone to end at the same time.
- Give a slight pause to allow the musicians time to find their starting point for the next verse. Time to reposition fingers on piano.
- Give a slight pause so singers/congregation can take a breath before singing the next verse, especially on fast paced hymns.
- Maintain control of hands and arms.
- Do not 'flop' arms down to your side.

Ending each verse and the hymn (Hymn 112)

1 2 3 4 Hold Cut

His kind-ness shall al - ways en-dure; His mer-cy nev - er fails!

HOLD options

Directing the last beat in the previous measure is modified to allow one of the following "hold" positions

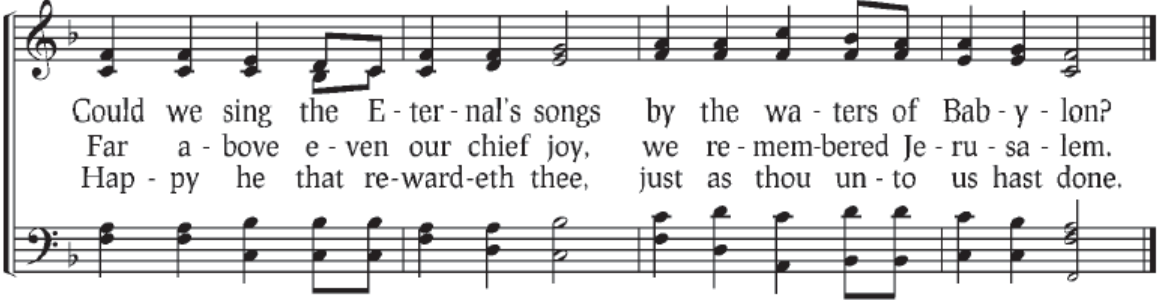
- Hold hand to the start position of the hymn.
- Or hold hand out to the congregation

CUT

1. Controlled circular motion – (out-in-out) – one of the following
 - ❖ Closing of the finger and thumb.
 - ❖ A distinct bounce at the end.

Ending each verse and the hymn (hymn 113)

1 2 Hold Cut



Could we sing the E - ter - nal's songs by the wa - ters of Bab - y - lon?
Far a - bove e - ven our chief joy, we re - mem - bered Je - ru - sa - lem.
Hap - py he that re - ward - eth thee, just as thou un - to us hast done.

The musical score consists of two staves: a treble staff on top and a bass staff on the bottom. The treble staff contains the melody, and the bass staff contains the accompaniment. The lyrics are written below the treble staff. The score ends with a double bar line. Above the treble staff, there are two circled numbers, '1' and '2', followed by the words 'Hold' and 'Cut'.

In Class

God Will See Us Through

133

Words & music by Mark Graham


1. We all know doubts and fears, life is full of toil and tears,
2. Age of man shall grow old, love of man - y shall wax cold,
3. Till Christ comes, we'll en - dure, liv - ing God's way true and pure,

Still we're told, have no cares, God will see us through,
Ev - er fast we shall hold, God will see us through,
Day by day, come what may, God will see us through,

See the birds on the wing, see the lil - ies blos - som - ing,
Earth shall grow dark and drear, Ja - cob's trou - ble shall ap - pear,
Earth may shake, stars may fall, we will stand right through it all

God loves all liv - ing things, God will see us through.
To the end, through the years, God will see us through.
Till the last trum - pet call, God will see us through.

COGWA Houston & Huntsville Song Leading Class



[Video Class 1](#)

- [Hymn 19](#)
- [Hymn 48](#)
- [Hymn 51](#)
- [Hymn 91](#)
- [Hymn 158](#)

[Video Class 2](#)



[Hymnal Audio List](#)



Conclude

- Review handout and your notes
- Practice: use video lessons
- Practice: use the online audio of hymns

Next class: February 5, 2022